



Becoming a CAP Pilot

Capt Keith Breton
Revised April 2020



Agenda

- Intro
- Prerequisites
- CAPR 70-1
- Navigating eServices/OpsQuals
- LMS/Axis
- WMIRS Training



Intro

- Becoming a CAP Pilot can be challenging.
- For many it is your first (or at least early) experience with eServices and the associated applications.
- The process *is* more complicated (and challenging) than just a flight review.



Intro

However...

- ***The rewards of dedicating your flying skills to the benefit of your community, state and nation should make the effort worthwhile!***
- ***Your fellow members are here to help you succeed! Just ask.***



Intro

- The first pilot rating is “VFR Pilot” and likely “VFR Pilot – G1000” since most of our aircraft are so equipped.
- You may combine your rating “checkrides” (e.g. IFR privileges) but this should be discussed with your instructor pilot (IP) and subsequently your check pilot (CP).
- You must take an initial ride for each aircraft type you want to qualify in (e.g. 172, 182, 206)



Prerequisites

- FAA Rated Private (or above) ASEL
- 14 CFR § 61.56 (Flight Review) Current
- Current FAA (or Military) Flight Physical or Basic Med
- Hi Perf Endorsed to fly 182 and/or 206
- CAP OpSec and Level 1 Completed



Prerequisites

- You should be current and proficient in the aircraft type you are planning to fly (e.g. 172 or 182)
- This includes G1000 skills if you are going to fly aircraft so equipped.
- It is recommended you fly with an IP prior to your evaluation to help you assess your readiness.



CAPR 70-1

- CAP Regulation governing flight operations.
- Must have working knowledge of CAPR 70-1 to be a CAP pilot.
- Regulations, manuals, pamphlets are found on the National HQ website
www.gocivilairpatrol.com
- Members | Publication Library



CAPR 70-1

Table of Contents

1. Overview	1
2. Applicability.....	1
3. Operating Instructions (OI), Pamphlets, Supplements and Waivers to this Regulation.....	1
4. Qualification: CAP Pilots, Instructor Pilots, Check Pilots.....	1
5. Qualification: Aircraft Types	5
6. CAP Pilot Training, Proficiency, and Orientation Flights	6
7. CAP Pilot Flight Evaluation	8
8. Suspension of CAP Flying Privileges, Appeals, Reinstatement, and Damages.....	11
9. CAP General Operating and Flight Rules.....	13
10. Program Analysis and Improvement.....	26
Attachment 1 - COMPLIANCE ELEMENTS	27
Attachment 2 - GLOSSARY OF REFERENCES AND SUPPORTING INFORMATION	32



Navigating eServices/OpsQual

The screenshot displays the eServices website interface. At the top, there is a dark blue header with a hamburger menu icon and the text "Menu". To the right of the header is the "eServices" logo, which consists of a red and white propeller icon followed by the text "eServices". Below the header, the breadcrumb navigation shows "eServices > Ops Quals". The main content area is divided into two sections. On the left, there is a sidebar menu with the following items: "Counterdrug" (with a red 'X' icon), "Emergency Services", "101 Card", "SQTR Entry/Worksheet", "Print Blank Worksheets", "Multi SQTR Entry", "Skill Evaluator", "Pilot", "FAA Requirements", "Airplane", "Glider", "Balloon", "sUAS", "Mission Pilot", "Prerequisites", and "What Do I Need?". On the right, the main content area displays the heading "Operations Qualifications" in a large, bold, black font, followed by a blue underlined link "SQTR Instructions".



LMS

Learning Management System (LMS)

About LMS

[Instructions](#)
[Questions/Comments](#)

Modules

[Courses](#)
[Past Results](#)
[Download Quiz](#)

Course Symbols

- - Course Material
- ➔ - Not Complete
- ✓ - Completed

[Home](#) > [Modules](#) > [Courses](#)

NEW! [AXIS LMS Portal](#)

[Go To AXIS](#) 

Courses You Have Started

Course	Date Started
Cadet Protection Basic Course (Seniors)	20 Jun 2019
Mountain Flying Course and Exam (Optional)	05 May 2019
CAPR 70-1, CAPF 5 Annual Examination (Powered/Glider/Balloon)	19 Aug 2019




Axis



Civil Air Patrol

U.S. Air Force Auxiliary

 Welcome Keith Breton

MAIN PORTAL

MY TRANSCRIPT

BADGES

COURSE CATALOG

SPECIALTY TRACKS

My Online Training

Courses Not Started



Aircraft Ground Handling
Training

Start



Cohort Recruiting Great Idea
or Greatest Idea

Start



Come Learn About the Civil
Air Patrol

Start



WMIRS Training

Web Management Information Reporting System

- This is how we manage all flight operations.



WMIRS Training

Key Terminology

- **Mission** – All *operational* activities are attached to a *mission*.
- **Mission Symbol** – The symbol defines the type of mission and funding source. C12 for preparation flights and C7 for your checkride.
- **Sortie** – All aircraft flights are called *sorties*.



WMIRS Training

Training videos are available on the California Wing LMS

<https://lms.cawgcap.org>

- Use your CA Wing 365 Login
- Emergency Services Mission Training / Aircrew Basics



WMIRS Training

WMIRS – Aircraft Scheduling, Sortie Creation, W&B, Etc.



[Home](#) / [My courses](#) / [WMIRS – Aircraft Scheduling, Sortie Creation, W&B, Etc.](#)

Course Overview

Your progress

Designed for new Airmen, this course will show you how to schedule aircraft, enter sorties, upload weight & balance data, etc. Every Airman must know how to do these things well!

Training Videos

- [WMIRS - How to Schedule and Aircraft](#)
- [WMIRS - How to Create a Sortie](#)
- [Foreflight W&B Create and Upload](#)
- [WMIRS - How to close a sortie](#)

-
-
-
-



Additional References

- CAPP 70-12 Pilot Onboarding
- CAPF 70-5A Pilot Flight Evaluation (“Form 5”)
- CAPF 70-5QA Airplane Questionnaire
- CAPS 72-5 Aircrew Evaluation
- CAPS 72-6 Aircrew Evaluation Criteria



Recommendation

Join the FAA Wings Program

- <https://faasafety.gov/>
- Your annual Form 5 will provide most of the credit required for Wings based Flight Review.
- Link your CAP ID to your Wings Account
- Updates your flight review status from Wings to eServices automatically.



FAA Wings – CAP Link

Activities, Courses, Seminars & Webinars **Maintenance Hangar** **Pilots** **Resources**

[Award Programs](#) | [Instructor Portal](#) | [My WINGS](#) | [Team Rewards](#) | [WINGS – Learn More](#) | [Wright Brothers Master Pilot Award](#)

Account Preferences



You may change your FAA Safety.gov account preferences using the tabs below. Select the tab corresponding to the data wish to review and change and be sure to press the "Save" button in each tab once your changes are complete. Click [here](#) return to the Home Page.

General **Email & Password** **WINGS Profile** **Certificates & Ratings** **Airman Registry** **Seminar Preferences** **Other**

This preferences section allows you to specify additional information that is used to share data with the Civil Air Patrol, a wish for your name to appear in the [WINGS Achievement Roster](#), should you complete a Phase of WINGS. Click [here](#) to

Other Settings

Civil Air Patrol (CAP) ID
Enter Civil Air Patrol (CAP) ID
(up to 7 numeric characters)



Questions?